

G80 Weld-On Hook (TCSH019)

- Powder coated, different color is available as per request.
- Working load limit permanently shown on the body.
- Max proof load is 2.5 times of the working load limited.
- Min. Breaking strength is 4 times of the W.L.L.

Size	W.L.L (t)	B.L (t)	Dimension (mm)				N.W. (kg/pc)
			B	C	E	L	
2.0T	2	10	92	67	26.5	114	0.83
3.0T	3	15	106	73.5	30.5	129	1.2
5.0T	5	25	133	94	34	171	2.46
8.0T	8	40	136.5	94	34	177	3.26
10.0T	10	50	169.5	134.5	51	223	5.17



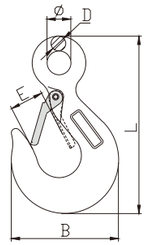

Italian Hook DIN 689 (TCSH020)

- Powder coated, different color is available as per request.
- Working load limit permanently shown on the body.
- Max proof load is 2.5 times of the working load limited.
- Min. Breaking strength is 4 times of the W.L.L.

Size	W.L.L (t)	Dimension (mm)					N.W. (kg/pc)
		Φ	B	E	D	L	
250	0.25	12	52.5	18	7.5	88	0.15
500	0.5	16	70	23	10	117	0.32
1000	1	20	98	34	13	160	0.84
1600	1.6	22	111	37	16	186	1.3
2500	2.5	25	145	48	20	233	2.55



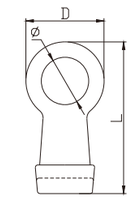

G80 Barrel Hook (TCSH022)

- Powder coated, different color is available as per request.
- Working load limit permanently shown on the body.
- Max proof load is 2.5 times of the working load limited.
- Min. Breaking strength is 4 times of the W.L.L.

Size	W.L.L (t)	B.L (t)	Dimension (mm)			N.W. (kg/pc)
			Φ	D	L	
1T	1	4	38	71	118.5	0.7
2T	2	8	40	66	128	0.55



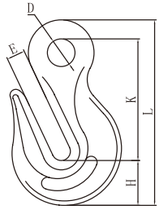

G80 Eye Grab Hook (TCSH027)

- Powder coated, different color is available as per request.
- Working load limit permanently shown on the body.
- Max proof load is 2.5 times of the working load limited.
- Min. Breaking strength is 4 times of the W.L.L.

Size	W.L.L (t)	B.L (t)	Dimension (mm)					N.W. (kg/pc)
			E	D	H	K	L	
1/4"	1.2	4.8	8	13	19	54	81	0.13
9/32"	2	8	9.5	15	23	64	98	0.27
3/8"	3.2	12.8	12.5	20	30	82	125	0.55
1/2"	5.4	21.6	17	25	42	106	165	1.3
5/8"	8.2	32.8	20	30	49	127	196.5	2.48
3/4"	12.8	51.2	23	34.5	56	152	231.6	3.8
7/8"	15.5	62	28.6	40.5	65.6	175	267.6	5.8



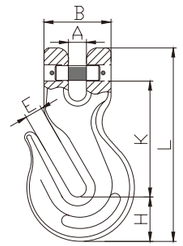

G80 Clevis Grab Hook (TCSH028)

- Powder coated, different color is available as per request.
- Working load limit permanently shown on the body.
- Max proof load is 2.5 times of the working load limited.
- Min. Breaking strength is 4 times of the W.L.L.

Size	W.L.L (lbs)	B.L (lbs)	Dimension (mm)						N.W. (kg/pc)
			A	E	B	H	K	L	
1/4"	3500	14000	10	9.5	38	23	65.3	106.5	0.66
3/8"	7100	28400	12.7	13	46	31	82	137	1.43
1/2"	12000	48000	16.5	16.5	61	41	113	184.5	3.75
5/8"	18100	72400	20	20	68.5	49	129.5	215	5.52
3/4"	28300	113200	24	24	88	58	152	254	9.35
7/8"	34200	136800	27.5	26.5	101	66	178	295	13.67



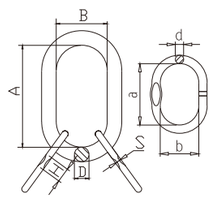

G80 Master Link Assemblies (TCSH032)

- Specification: EN1677-4, Chinese material and EN material for option
- Super Alloy Steel-Quenched and Tempered
- Individually Proof Test at 2.5 times Working Load Limited
- 4 Times safety factor design
- Flat press available upon request
- To make chain sling, refer to standard EN818-4
- To make wire rope sling, refer to standard DIN3088
- To make polyester sling, refer to standard EN1492-1

Size	W.L.L (t)	B.L (t)	Dimension (mm)								N.W. (kg/pc)
			A	B	D	a	b	d	s	H	
6-8	2.36	9.44	135	75	18	54	25	13	7	25	1.18
7-8	3.15	12.6	135	75	18	60	38	13	7	25	1.24
8-8	4.25	17	160	90	22	70	34	16	7	25	2.2
10-8	6.7	26.8	180	100	26	85	40	18	11	35	3.4
13-8	11.2	44.8	200	110	32	115	50	22	13	35	6.1
16-8	17	68	260	140	36	140	65	26	17	45	9.98
18-8	21.2	84.8	340	180	45	180	100	32	-	-	18.9
20-8	26.5	106	350	190	50	180	100	32	-	-	22.6
22-8	31.5	126	350	190	50	180	100	36	-	-	25.2
26-8	45	180	400	200	56	200	110	40	-	-	34.26
28-8	50	200	430	220	63	200	110	45	-	-	47.11
32-8	63	252	460	250	72	200	110	50	-	-	66.46



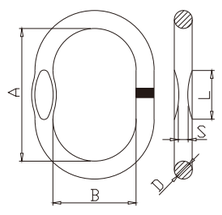

G80 Master Link (TCSH033)

- Specification: EN1677-4, Chinese material and EN material for option
- Super Alloy Steel-Quenched and Tempered
- Individually Proof Test at 2.5 times Working Load Limited
- 4 Times safety factor design
- Flat press available upon request
- To make chain sling, refer to standard EN818-4
- To make wire rope sling, refer to standard DIN3088
- To make polyester sling, refer to standard EN1492-1

Size	W.L.L (t)	B.L (t)	Dimension (mm)					N.W. (kg/pc)
			A	B	D	S	L	
7/6-8	1.6	6.4	110	60	13	7	25	0.34
8/7-8	2.12	8.48	110	60	16	7	25	0.54
10/8-8	3.15	12.6	135	75	18	7	35	0.823
13/10-8	5.3	21.2	160	90	22	11	35	1.5
16/13-8	8	32	180	100	26	13	45	2.32
18/16-8	11.2	44.8	200	110	32	17	45	3.95
20/18-8	14	56	260	140	36	-	-	6.34
22/20-8	17	68	300	160	40	-	-	8.96
26/22-8	21.2	84.8	340	180	45	-	-	12.8
32/26-8	31.5	126	350	190	50	-	-	16.55
36/32-8	45	180	400	200	56	-	-	23.28
40/36-8	56	224	430	220	63	-	-	32